



USER GUIDE

Testimonials



“

BELVG

v. 1.5

OUR SUPPORT TEAM:
STORE@BELVG.COM, SKYPE: STORE.BELVG

Table of Contents

1. Introduction to Testimonials.....	3
2. How to Install and Deactivate	4
3. How to Configure	5
4. How to Use	8

1. Introduction to Testimonials

The module presents you with a simple way to add testimonials to your store. Prestashop Testimonials creates a separate block where you can add and show your testimonials. It also generates a special Testimonials page on your website where customers can submit their feedback. In order to prevent spam you are in full control over the posted testimonials and can review and allow them for frontend with a single click in the admin panel.

Key features:

- Create a block to display testimonials on a page;
- Define the block's position;
- Set the number of testimonials to display in the block;
- Testimonials are shown on every page;
- The link to the testimonials submission form is added to the page footer.

Overall information

The module provides a simple and easy solution to create and manage testimonials and feedbacks. It generates a separate block on every page of a website where you can display your customers' testimonials and reviews. Module settings allow you to define the position of the block on a page (either left or right side) as well as set the number of testimonials to be seen inside the block.

Along with the block the module generates a separate **Testimonials page** where it is possible to view all available testimonials as well as submit your own feedback.

2. How to Install and Deactivate

How to Install

1. Set 777 or 0777 on the folders: '/modules/'

Important! Change all permissions back after installation.

2. Go to **Modules** -> **Add a module from my computer** -> choose the file (.zip) -> upload this module. Choose module in section **Front Office Features** and install it.

3. Go to **Advanced Parameters** -> **Performance** -> click the **Clear Smarty Cache** button

How to Deactivate

Click the button **Disable** in **Modules** -> **Front Office Features**.


To remove the extension from the server, press **Delete** in **Modules** -> **Front Office Features**.

3. How to Configure

To configure the module log into your Prestashop administration panel and go to **Modules-> Modules -> Testimonials -> Configure**.

The module settings are very easy to configure and include just several sections.

- **Count of the testimonials in the block** – here you set the number of testimonials which you wish to be displayed inside the block;
- **Testimonials block column** – define the position of the block on a page.



The screenshot shows the Prestashop administration panel with the 'Modules' menu selected. The 'belvg_testimonials' module configuration page is displayed. The 'Count of the testimonials in the block' is set to 5, and the 'Testimonials block column' is set to Left. Handwritten annotations with arrows point to these settings:

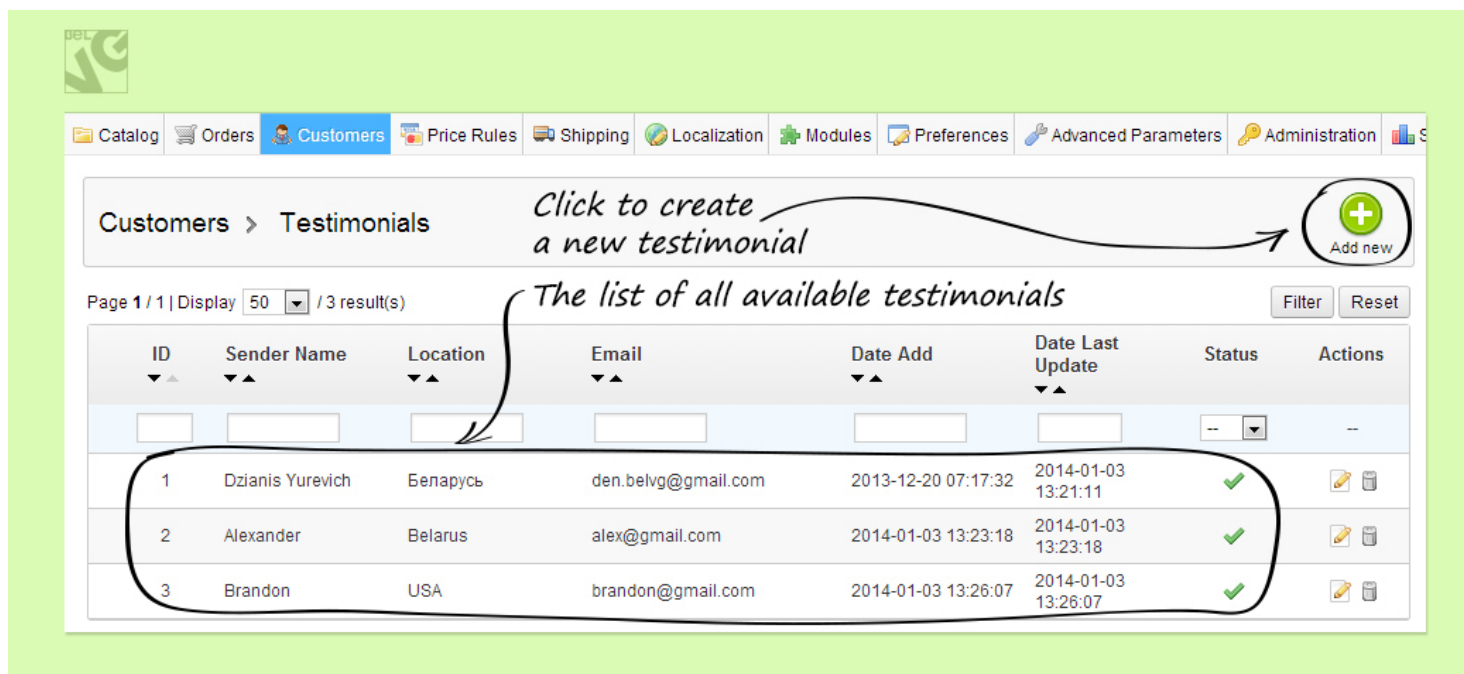
- Specify how many testimonials will be displayed in the block* (pointing to the '5' in the 'Count of the testimonials in the block' field)
- Choose the position of the block on the page* (pointing to the 'Left' dropdown in the 'Testimonials block column' field)

The 'Save' button is visible at the bottom left of the configuration area.

Once you are ready with the settings click the **Save** button.

How to create and manage testimonials?







All submitted testimonials are located in the admin panel in the **Customers -> Testimonials** section. Once a customer submits a testimonial it is automatically added to the list for your review.



Customers > Testimonials

Click to create a new testimonial

Page 1 / 1 | Display 50 / 3 result(s)



ID	Sender Name	Location	Email	Date Add	Date Last Update	Status	Actions
1	Dzianis Yurevich	Беларусь	den.belvg@gmail.com	2013-12-20 07:17:32	2014-01-03 13:21:11	✓	 
2	Alexander	Belarus	alex@gmail.com	2014-01-03 13:23:18	2014-01-03 13:23:18	✓	 
3	Brandon	USA	brandon@gmail.com	2014-01-03 13:26:07	2014-01-03 13:26:07	✓	 

To create a new testimonial click the **Add New** button and fill in the required fields about your customer info and add your message into the message editor.

Edit testimonials

[Catalog](#)
[Orders](#)
[Customers](#)
[Price Rules](#)
[Shipping](#)
[Localization](#)
[Modules](#)
[Preferences](#)
[Advanced Parameters](#)
[Administration](#)
[Stats](#)

[Customers](#) > [Testimonials](#) > [Edit](#)


 Save
  Back to list



Testimonials

Sender Name:









Email:

Site:

Location: 

Status: ☒  ☐ 

Message:


















Styles

Paragraph

Font Family

Font Size

The best service I have ever experienced! Keep up doing a good job!

Path: p

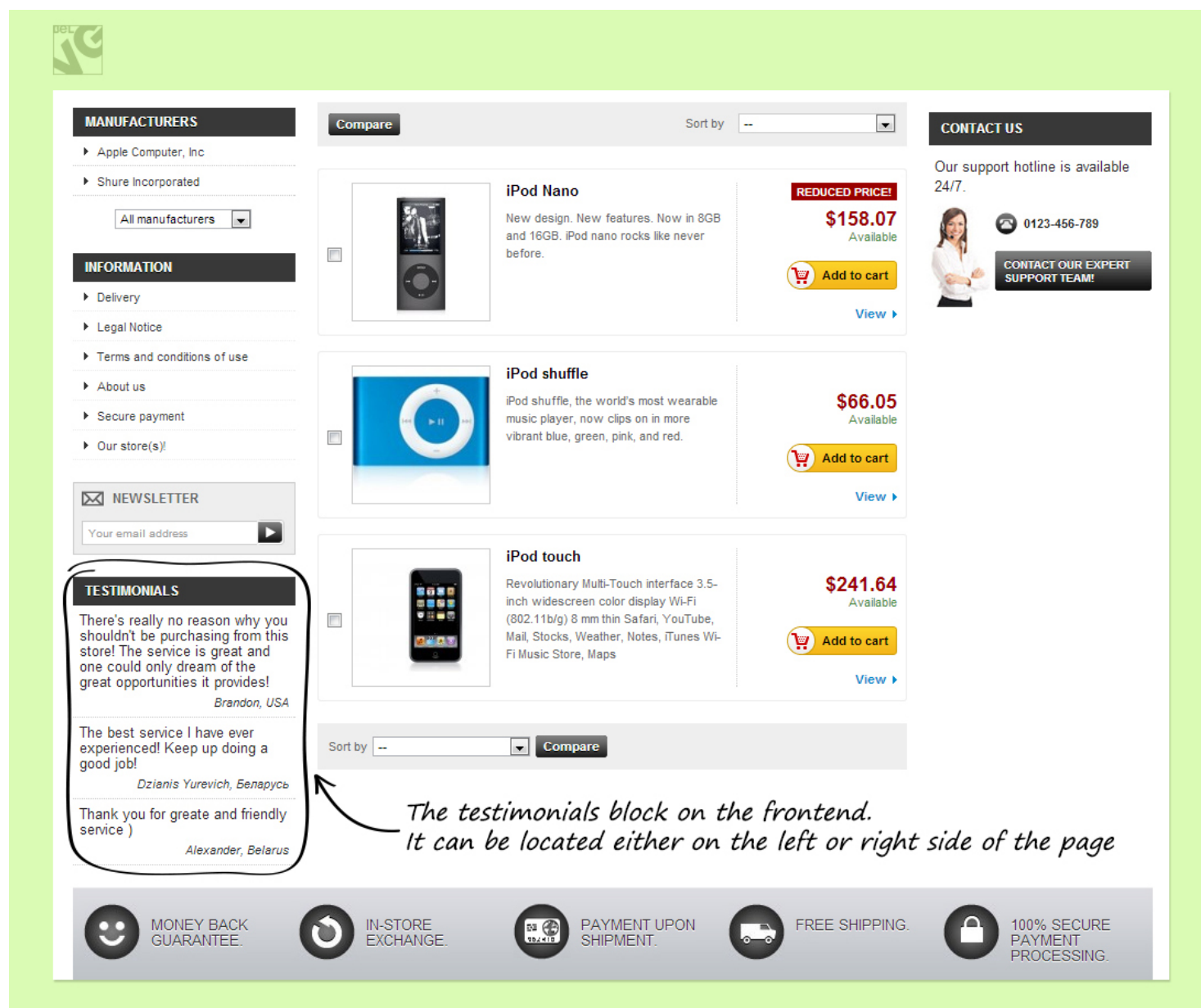
* Required field

Once the testimonial is ready click **Save** and you will see it automatically appear in the list and on the frontend.

4. How to Use

Let's have a look how testimonials are displayed on the website.

A block with testimonials is automatically added to every page. It is placed according with the configurations either on the left or right side of a page and displays only that number of testimonials which you define in the module settings.



The screenshot shows a website frontend with a light green header and a white main content area. On the left, there is a sidebar with sections: MANUFACTURERS (listing Apple Computer, Inc. and Shure Incorporated), INFORMATION (listing Delivery, Legal Notice, Terms and conditions of use, About us, Secure payment, and Our store(s)), and a NEWSLETTER sign-up form. A 'TESTIMONIALS' block is highlighted with a red border and a red arrow pointing to it from the text below. The main content area features a 'Compare' section with three iPod products: iPod Nano, iPod shuffle, and iPod touch. Each product listing includes an image, a description, a 'REDUCED PRICE!' badge, the price, and an 'Add to cart' button. On the right, there is a 'CONTACT US' section with a support hotline number and a 'CONTACT OUR EXPERT SUPPORT TEAM!' button. At the bottom, there is a footer with five icons and text: MONEY BACK GUARANTEE, IN-STORE EXCHANGE, PAYMENT UPON SHIPMENT, FREE SHIPPING, and 100% SECURE PAYMENT PROCESSING.

TESTIMONIALS

There's really no reason why you shouldn't be purchasing from this store! The service is great and one could only dream of the great opportunities it provides!

Brandon, USA

The best service I have ever experienced! Keep up doing a good job!

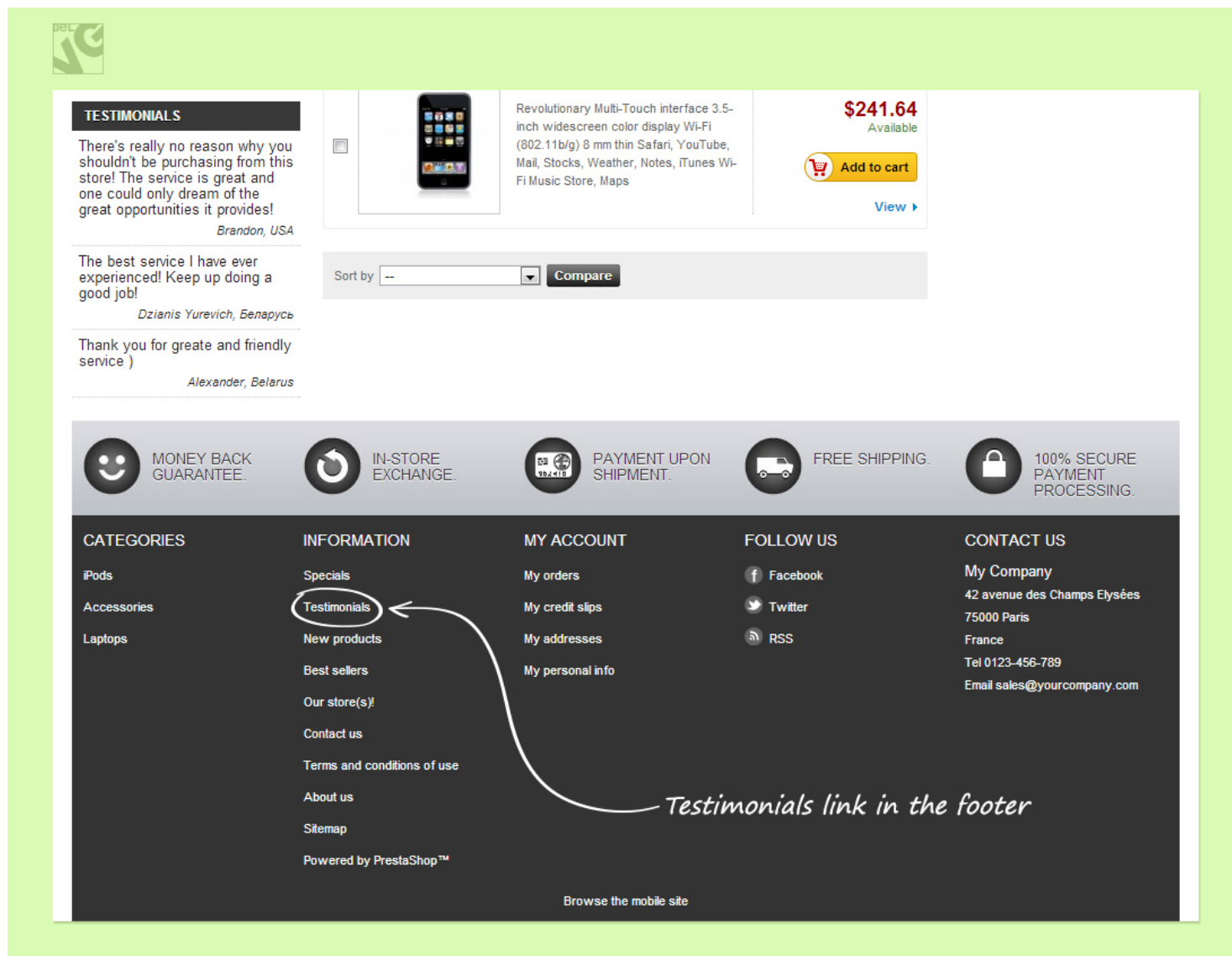
Dzianis Yurevich, Беларусь

Thank you for greate and friendly service)

Alexander, Belarus

*The testimonials block on the frontend.
It can be located either on the left or right side of the page*

The module also automatically creates a **Testimonials** link on the footer of a page.



The screenshot shows a PrestaShop storefront. At the top, there's a header with the BELVG logo. Below it, a product page for an iPhone is displayed. The product name is "Revolutionary Multi-Touch interface 3.5-inch widescreen color display Wi-Fi (802.11b/g) 8 mm thin Safari, YouTube, Mail, Stocks, Weather, Notes, iTunes Wi-Fi Music Store, Maps". The price is \$241.64, and it's marked as "Available". There's an "Add to cart" button and a "View" link. Below the product, there's a "Sort by" dropdown and a "Compare" button.

Below the product, there's a "TESTIMONIALS" section. It contains three testimonials:

- "There's really no reason why you shouldn't be purchasing from this store! The service is great and one could only dream of the great opportunities it provides!" - Brandon, USA
- "The best service I have ever experienced! Keep up doing a good job!" - Dzianis Yurevich, Беларусь
- "Thank you for greate and friendly service)"

Below the testimonials, there's a footer with a navigation menu. The menu is divided into five columns:

- CATEGORIES**: iPods, Accessories, Laptops
- INFORMATION**: Specials, **Testimonials** (circled), New products, Best sellers, Our store(s), Contact us, Terms and conditions of use, About us, Sitemap, Powered by PrestaShop™
- MY ACCOUNT**: My orders, My credit slips, My addresses, My personal info
- FOLLOW US**: Facebook, Twitter, RSS
- CONTACT US**: My Company, 42 avenue des Champs Elysées, 75000 Paris, France, Tel 0123-456-789, Email sales@yourcompany.com

At the bottom of the footer, there's a link "Browse the mobile site".

This link goes to a separate **Testimonials** page where you can read all available testimonials as well as submit your own feedback into a special form. That submitted testimonial will be automatically sent into the admin panel for review and if approved it will be displayed on the page or even inside the block.

Tags
apple ipod nano shuffle superdrive ipod touch

CATEGORIES
▶ iPods
▶ Accessories
▶ Laptops

SUPPLIERS
▶ AppleStore
▶ Shure Online Store
All suppliers ▼

MANUFACTURERS
▶ Apple Computer, Inc
▶ Shure Incorporated
All manufacturers ▼

INFORMATION
▶ Delivery
▶ Legal Notice
▶ Terms and conditions of use
▶ About us
▶ Secure payment
▶ Our store(s)!

NEWSLETTER
Your email address

TESTIMONIALS
The best service I have ever experienced! Keep up doing a good job!
Dzianis Yurevich, Беларусь
Thank you for greate and friendly service

Testimonials
Submission form for testimonials and feedbacks

Search

Close form

Your name:*
Your email:*
Your location:*
Site: http://
Testimonials:*

Brandon, USA
brandon.com
There's really no reason why you shouldn't be purchasing from this store! The service is great and one could only dream of the great opportunities it provides!
2014-01-03 13:26:07

Alexander, Belarus
belvg.com
Thank you for greate and friendly service)
2014-01-03 13:23:18

Dzianis Yurevich, Беларусь
http://est.com
The best service I have ever experienced! Keep up doing a good job!
2014-01-03 13:21:11

Search

SPECIALS
iPod Nano
\$466.99
\$158.07
-5%
» All specials

OUR STORE(S)!
Discover our store(s)!

CONTACT US
Our support hotline is available 24/7.
0123-456-789
CONTACT OUR EXPERT SUPPORT TEAM!

The list of all testimonials









Do you have questions about extension configurations?

[Contact us](#) and we will help you in a moment.



Our Office: *M.Bogdanovicha 130, Minsk, Belarus*

We look forward to your feedback. Comments, opinions and suggestions are largely appreciated. Read our **blog** and follow us on [Facebook](#), [Twitter](#), [Google+](#) and [LinkedIn](#) to know BelVG latest news, analytics and discount offers. See you online!

	BelVG blog	http://blog.belvg.com		Google+ page	http://gplus.to/BelVG
	Facebook page	http://facebook.com/BelVGcom		In page	http://linkedin.com/company/belvg
	Twitter page	http://twitter.com/BelVG_com		Skype	store.belvg
	E-mail	store@belvg.com		Phone	US: +1 650 924 9963