



USER GUIDE

# Advanced Order Confirmation Page



# BELVG

OUR SUPPORT TEAM:  
STORE@BELVG.COM, SKYPE: STORE.BELVG

## Table of Contents

1. Introduction to Advanced Order Confirmation Page.....	3
2. How to Install and Deactivate .....	4
3. How to Configure and Use .....	5

## **1. Introduction to Advanced Order Confirmation Page**

It is very important to provide order details to customers. With our “Advanced Order Confirmation Page” extension you will be able to display more data about a completed order. Additional and explicit information makes customers feel comfortable after they just have made purchase and allow them to check all the data one more time on a full-size confirmation page.

When a customer completes an order (s)he gets transferred to an order confirmation page. Default Prestashop confirmation page provides only concise data, and this information does not reflect all order details.

With this new module you can provide a full description of an order completed by your customer and allow them to leave a comment for every product at the final stage.

### **Key features:**

- Order reference, order status and order date are displayed;
- Shipping, billing, and payment details are displayed;
- Quantity, unit and total price are shown;
- Customers can leave comments about their orders.

## 2. How to Install and Deactivate

### How to Install

1. Set 777 or 0777 on the folders: '/modules/'

**Important! Change all permissions back after installation.**

2. Go to Modules -> Modules -> Add a module from my computer -> choose the file (.zip) -> upload this module. Choose module in section Front Office Features and install it.

3. Go to Advanced Parameters -> Performance -> click the Clear Smarty Cache button

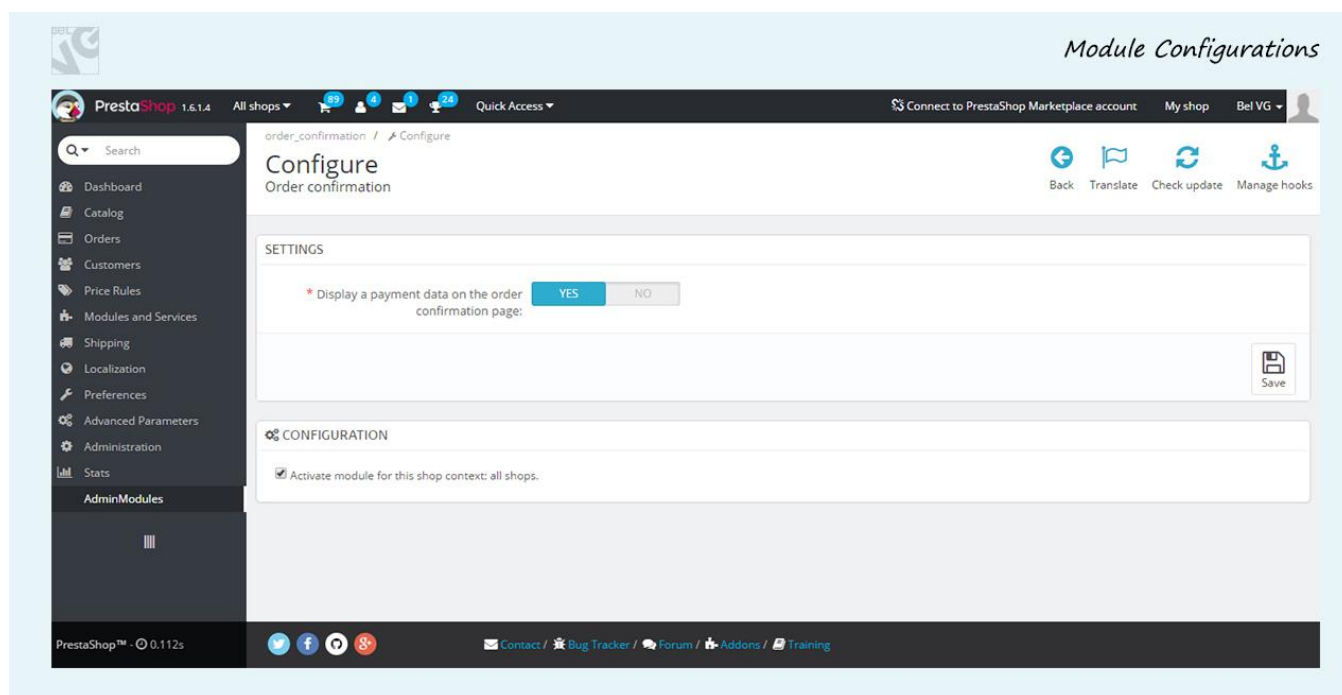
### How to Deactivate

Click the button Disable in Modules -> Front Office Features.


To remove the extension from the server, press Delete in Modules -> Front Office Features.

### 3. How to Configure and Use


At first you should log into your Prestashop admin panel and find **BelVG Order Confirmation** module in **Admin Modules** directory. Click the **Configure** button to set it up.



As you can see it's very easy to configure this module. Just set "Display a payment data on the order confirmation page" status to "YES". And in case you want to activate this module for all shops, just click the on the check box. That's all, no more settings are required. And now your customers get the new and informative Order Confirmation Page.



[WOMEN](#)
[DRESSES](#)
[T-SHIRTS](#)

 Order confirmation

**ORDER CONFIRMATION**

01. Summary

02. Sign in

03. Address

04. Shipping

05. Payment

Order Reference UZGXVNPJ - placed on 08/05/2016

Carrier Dev  
 Payment method Payment by check

**FOLLOW YOUR ORDER'S STATUS STEP-BY-STEP**

Date	Status
08/05/2016	<a href="#">Awaiting check payment</a>

**DELIVERY ADDRESS (OFFICE)**  
 Nick Bronson  
 Google  
 Prisma street 22  
 phoenix, Arizona 85099  
 United States  
 80297364212  
 80257364212

**INVOICE ADDRESS (OFFICE)**  
 Nick Bronson  
 Google  
 Prisma street 22  
 phoenix, Arizona 85099  
 United States  
 80297364212  
 80257364212

Reference	Product	Quantity	Unit price	Total price
demo_2	Blouse - Size : S, Color : Black	1	\$27.00	\$27.00
demo_3	Printed Dress - Size : S, Color : Orange	1	\$26.00	\$26.00
test	Voucher test	1		-\$13.25
<b>Items (tax excl.)</b>	\$53.00			
<b>Items (tax incl.)</b>	\$53.00			
<b>Total vouchers</b>	\$13.25			
<b>Shipping &amp; handling (tax incl.)</b>	\$0.00			
<b>Total</b>	\$39.75			


Date	Carrier	Weight	Shipping cost	Tracking number
08/05/2016	Dev	-	\$0.00	-

**ADD A MESSAGE**

If you would like to add a comment about your order, please write it in the field below.

Product

-- Choose --

 Your order on Dev is complete.

**YOUR CHECK MUST INCLUDE:**

- Payment amount \$39.75
- Payable to the order of \_\_\_\_\_
- Mail to \_\_\_\_\_
- Do not forget to include your order reference UZGXVNPJ.
- An email has been sent to you with this information.
- Your order will be sent as soon as we receive your payment.
- If you have questions, comments or concerns, please contact our [customer service department](#).









[View your order history](#)





**Our Office:** *M.Bogdanovicha 130, Minsk, Belarus*

We look forward to your feedback. Comments, opinions and suggestions are largely appreciated. Read our **blog** and follow us on [Facebook](#), [Twitter](#), [Google+](#) and [LinkedIn](#) to know BelVG latest news, analytics and discount offers. See you online!

	<a href="http://blog.belvg.com">http://blog.belvg.com</a>		Google+ page <a href="http://gplus.to/BelVG">http://gplus.to/BelVG</a>
	Facebook page <a href="http://facebook.com/BelVGcom">http://facebook.com/BelVGcom</a>		In page <a href="http://linkedin.com/company/belvg">http://linkedin.com/company/belvg</a>
	Twitter page <a href="http://twitter.com/BelVG_com">http://twitter.com/BelVG_com</a>		Skype <a href="http://store.belvg">store.belvg</a>
	E-mail <a href="mailto:store@belvg.com">store@belvg.com</a>		Phone US: +1 650 924 9963