



# USER GUIDE



**BELVG**

[www.belvg.com](http://www.belvg.com)



PRESTASHOP

OUR SUPPORT TEAM:  
STORE@BELVG.COM, SKYPE: STORE.BELVG

## Table of Contents

1. Introduction to Promo Gifts .....	3
2. How to Install and Deactivate .....	4
3. How to Configure .....	5
4. How to Use .....	8

## 1.Introduction to Promo Gifts

Offer your customer free presents and encourage them to buy more. The **Prestashop Promo Gifts** module gives you possibility to reward clients who bought certain products, reached the specified price, added several items to the shopping cart, or performed other actions. When customers fulfill the requirements, they can choose a gift to be placed in their carts.

### Key features:

- Offer free gifts to customers
- Determine gift activation and expiration dates
- Select products to be rewarded by gifts
- Assign different gift rules (fixed purchase price, shopping amount, customers category, vouchers)
- Any product in the store can be a gift, when its price is set to zero.

### Overall information:

Attracted by gifts, customers can buy something they were not going to purchase at first. This is the essence of human nature. Motivate your customers with promotional presents and see how your sales increase dramatically!

**Promo Gifts** module empowers you to offer a free gift when customer's actions meet required rules, set by admin. For instance, client needs to reach minimum purchase quantity or buy at minimum purchase price. Your clients will be more enthusiastic about new promotions.

Choose existing items from your store to make them gifts with zero prices. This is also a perfect solution to "move out" stagnant merchandises from your store.

## 2. How to Install

1. Set 777 or 0777 on the folders: '/modules/'.

**Important! Change all permissions back after installation.**

2. **Back Office > Preferences > Performance** - enable the Force compile.

3. Copy the productgifts module to modules folder.

4. Set 777 or 0777 on the folders: '/modules/productgifts/'

5. **Back Office > Modules > Pricing & Promotion** and install.

## How to Deactivate

**Office > Preferences > Performance** - enable the Force compile.

**Back Office > Modules > Pricing & Promotion** and uninstall.

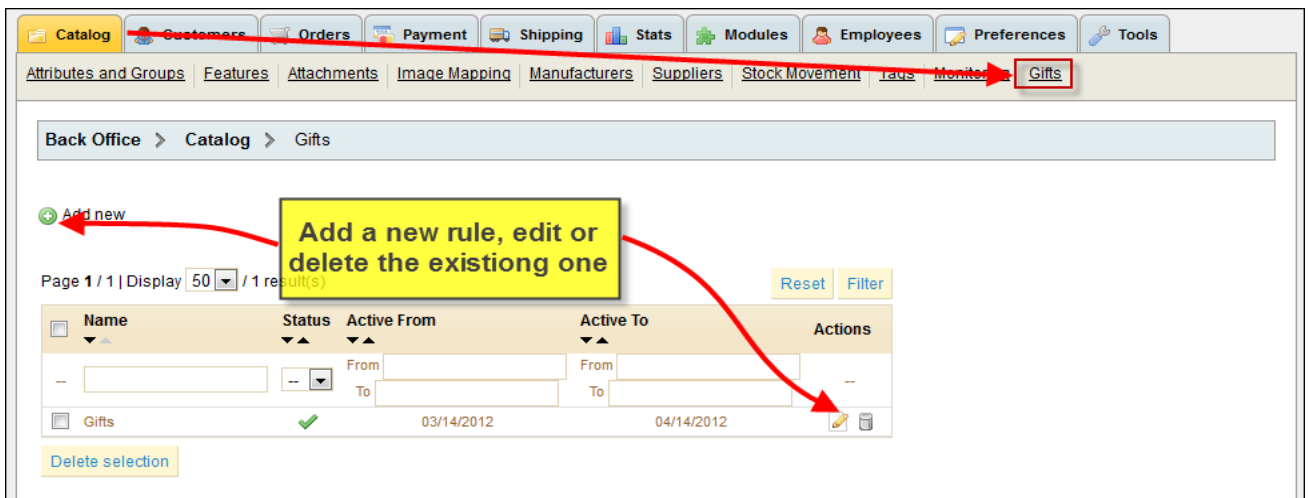
That's all! Enjoy the **Promo Gifts** performance.

### 3. How to Configure

Log in to the admin panel, and we will show you how to configure the extension step by step.

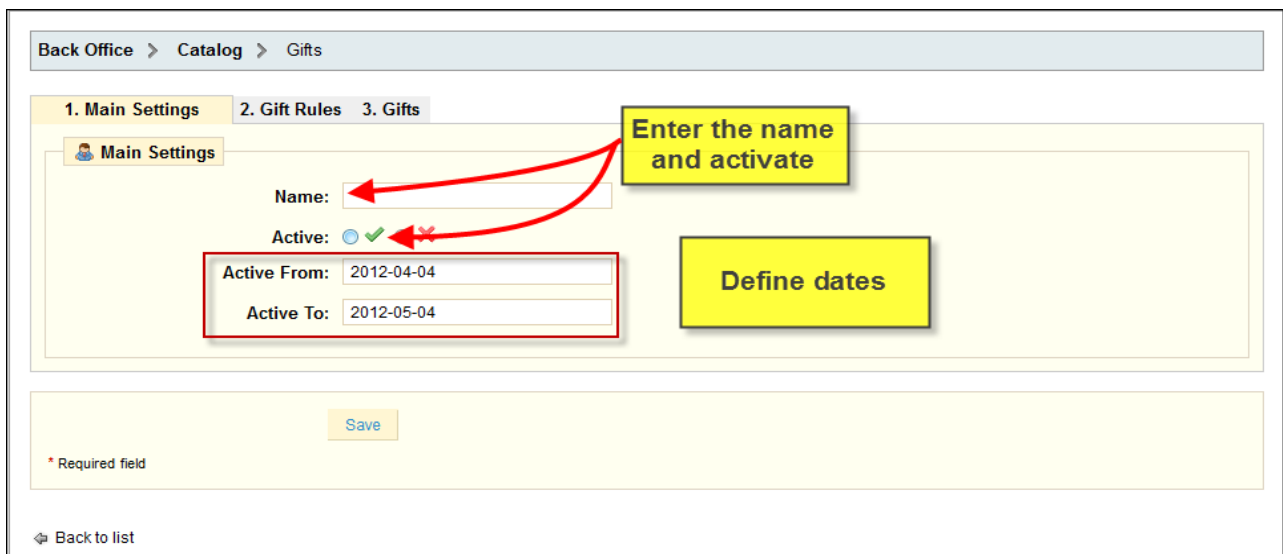
To edit gift rules, go to **Catalog -> Gifts**.

All you may want to configure is right here.



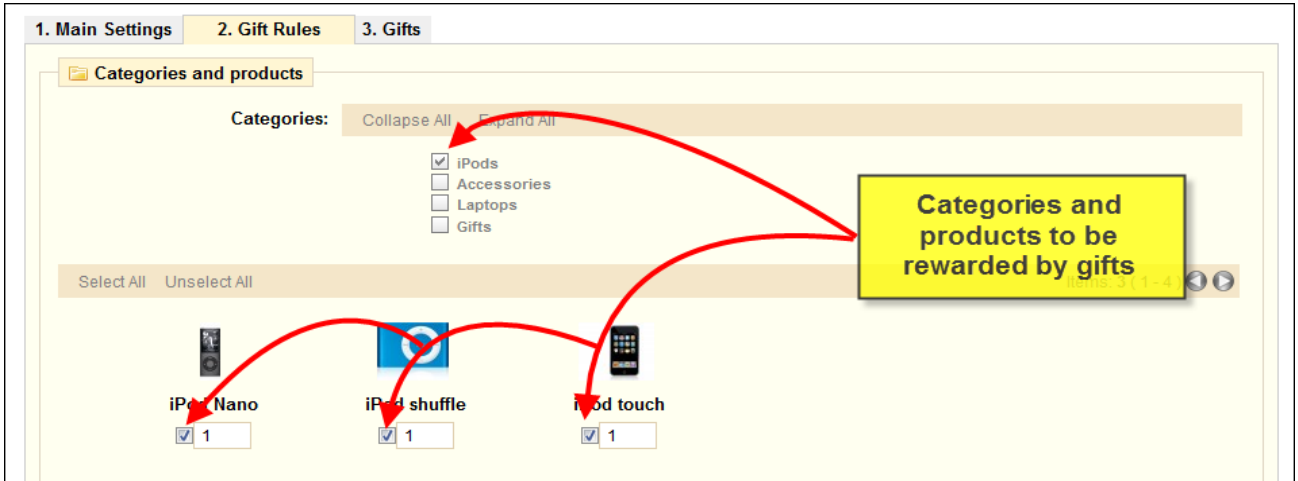
Press *Add new* button and we will review how to manage module settings.

In **Main Settings** tab you should name the rule, activate it and also you can define its activation and expiration date.

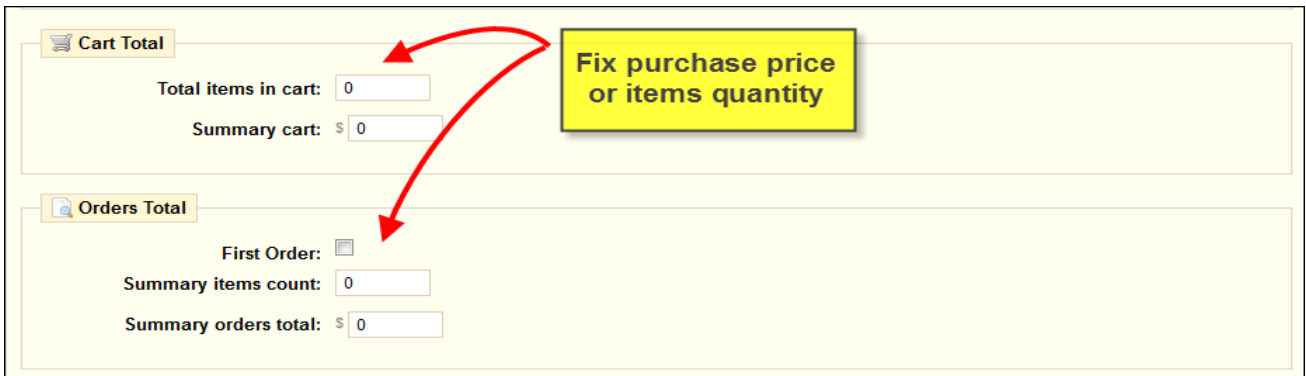


Let's move to **Gift Rules** tab.

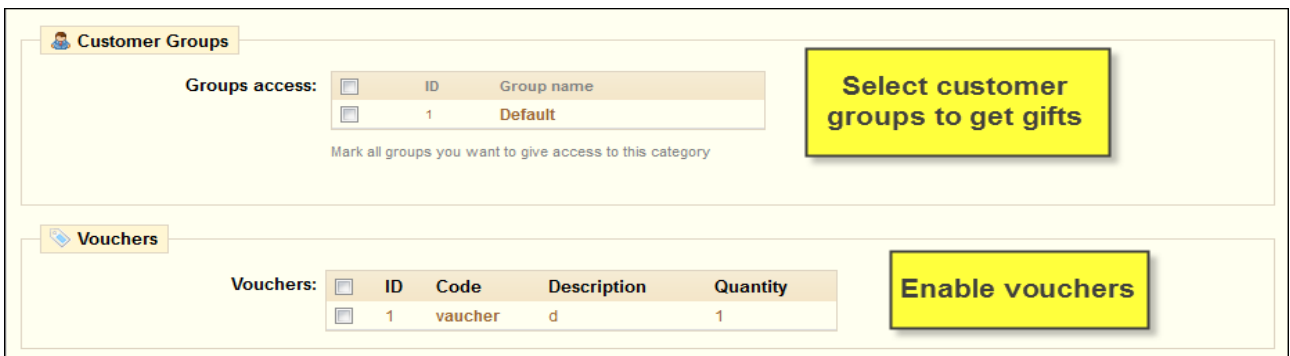
First, select categories and products the gifts will be available for.



The next step is to define minimum purchase price or quantity for customers to get gifts.



Also you can choose some specific customer group to be rewarded, or let customers use vouchers to get presents.



The last step is to choose gifts. You can define as a gift some specially designed articles or select present out of existing products, just set their price to zero to make them appear in gift assortment.

Back Office > Catalog > Gifts






1. Main Settings 2. Gift Rules 3. Gifts

Add gifts

Categories: Collapse All Expand All

- iPods
- Accessories
- Laptops
- Gifts

Select All Unselect All Items: 5 ( 1 - 6 )

 Beer With Rose <input checked="" type="checkbox"/>	 Gift set <input checked="" type="checkbox"/>	 iPod shuffle <input type="checkbox"/>	 Love Bear <input checked="" type="checkbox"/>	 Pen <input checked="" type="checkbox"/>
--	--	---	--	---

Save

\* Required field

### 4. How to Use

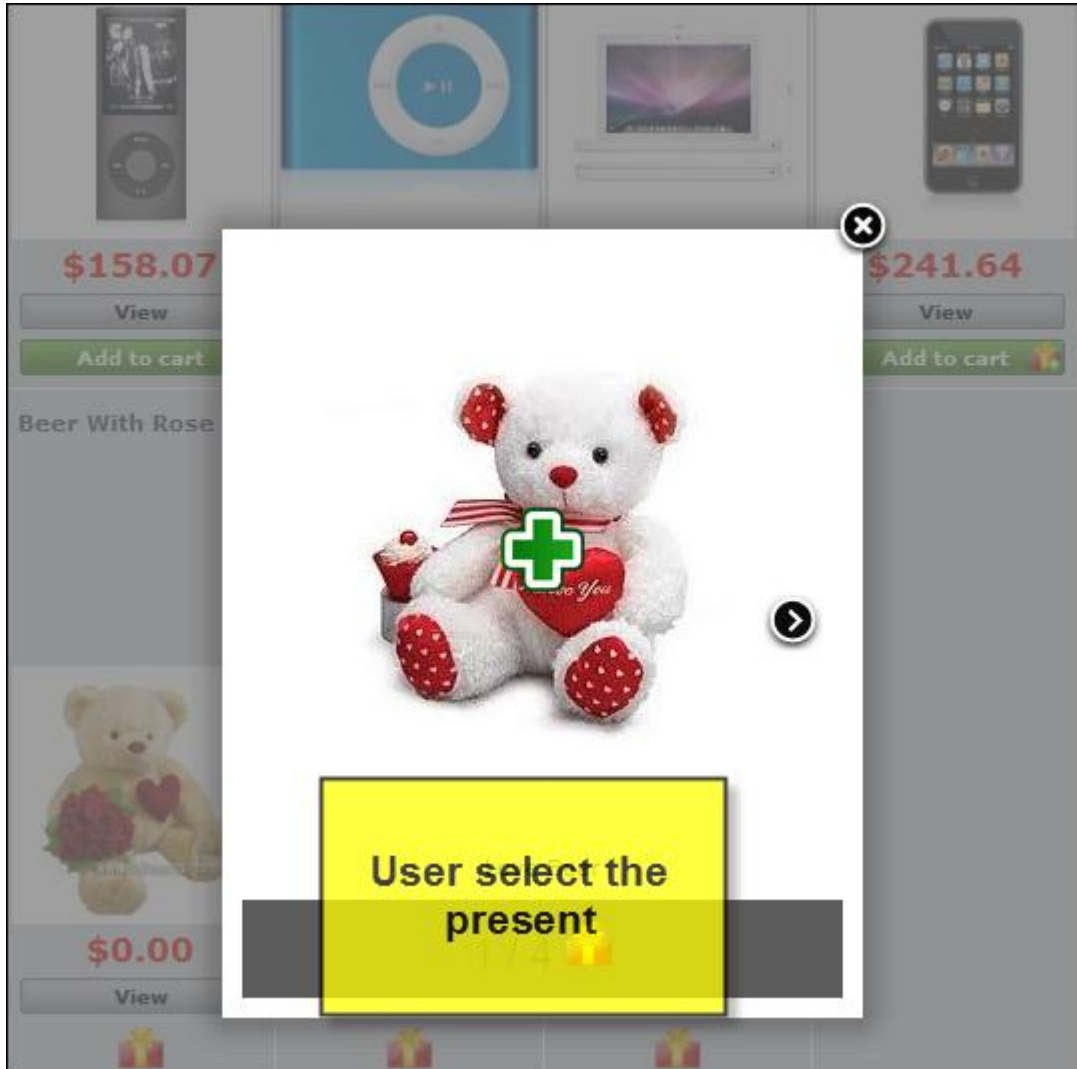
Let's walk in customer's shoes and perform necessary actions to get the gift.

Customer may see gifts with other product on the Home page of your store.

FEATURED PRODUCTS			
<b>iPod Nano</b> New design. New features. Now in 8GB and 16GB. iPod nano rocks like never before.	<b>iPod shuffle</b> iPod shuffle, the world's most wearable music player, now clips on in more vibrant blue, green, pink, and red.	<b>MacBook</b> MacBook makes it easy to hit the road thanks to its tough polycarbonate case, built-in wireless technologies, and innovative...	<b>iPod touch</b> Revolutionary Multi-Touch interface 3.5-inch widescreen color display Wi-Fi (802.11b/g) 8 mm thin Safari,...
			
<b>\$158.07</b>	<b>\$0.00</b>	<b>\$1,170.57</b>	<b>\$241.64</b>
<a href="#">View</a>	<a href="#">View</a>	<a href="#">View</a>	<a href="#">View</a>
<a href="#">Add to cart</a>		<a href="#">Add to cart</a>	<a href="#">Add to cart</a>
<b>Beer With Rose</b>	<b>Gift set Pen</b> <b>Gifts are displayed with other products</b>		
			
<b>\$0.00</b>	<b>\$0.00</b>	<b>\$0.00</b>	
<a href="#">View</a>	<a href="#">View</a>	<a href="#">View</a>	
			



When customer meets purchasing requirements, he discovers the option of selecting a gift. User selects only one present from gift collection.




The chosen gift will be put in customer shopping cart.




**SHOPPING CART SUMMARY**

Summary    Login    Address    Shipping    Payment

**Last product added**

 Love Bear

Your shopping cart contains 3 products

Product	Description	Unit price	Qty	Total
	iPod Nano Color : Black, Disk space : 16Go	\$158.07	1	\$158.07
	MacBook	\$1,170.57	1	\$1,170.57
	Love Bear	\$0.00	1	\$0.00

**Customer shopping cart with the gift included**

**Total products (tax excl.): \$1,328.64**

Total shipping (tax excl.): \$7.00

**Total (tax excl.): \$1,335.64**

Total tax: \$0.00

**Total (tax incl.): \$1,335.64**

Vouchers    Code:     **Add**

Do you have questions about extension configurations?

[Contact us](#) and we will help you in a moment.



Thanks for your interest in BelVG Prestashop extensions!

If you want to buy **Promo Gifts** extension, follow [This Link](#).

Please, visit our website and explore other BelVG extensions at [Our Store](#).

If you have any questions, contact us by e-mail: [store@belvg.com](mailto:store@belvg.com)



**Simple  
installation  
and usage**



**Free upgrades  
for new Prestashop  
versions**



**30 days  
money back**



**6 month  
of support**